



**Caledonian**

**FIREGUARD Flame Retardant Power & Control Cables**

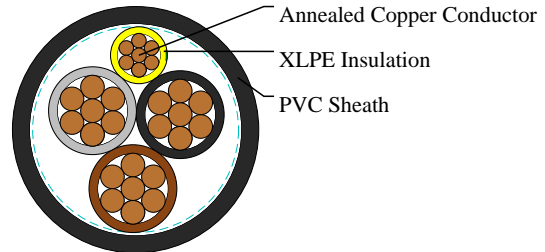

www.caledonian-cables.com

marketing@caledonian-cables.com

### **600/1000V XLPE Insulated, PVC Sheathed, Unarmoured Power Cables to IEC 60502 (3 Cores )**

FGD400 1RV-R (CU/XLPE/PVC 600/1000V Class 2)

VDE Code: N2XY



### **APPLICATIONS**

The cables are mainly used in power stations, mass transit underground passenger systems, airports, petrochemical plants, hotels, hospitals, and high-rise buildings. This product type is TUV approved.

### **STANDARDS**

Basic design adapted to IEC 60502-1

### **APPROVALS**

TUV Certification (Z1 17 01 98200 004)

### **FIRE PERFORMANCE**

Flame Retardance (Single Vertical Wire Test)	IEC 60332-1
--	-------------

### **VOLTAGE RATING**

600/1000V

### **CABLE CONSTRUCTION**

Conductor: Annealed copper wire, stranded according to BS EN 60228 class 2.

Insulation: XLPE according to IEC 60502-1.

Inner Covering Option: Extruded PVC or polymeric compound.

Outer Sheath: Extruded PVC Type ST1/ST2 according to IEC 60502-1.

Outer Sheath Option: UV resistance, hydrocarbon resistance, oil resistance, anti rodent and anti termite properties can be offered as option. Compliance to fire performance standard (IEC 60332-1, IEC 60332-3, UL 1581, UL 1666 etc) depends on the oxygen index of the PVC compound and the overall cable design. LSPVC can also be provided upon request.

### **COLOUR CODE**

Insulation Colour:

Two-core: Brown, blue

Three-core: Brown, black, grey. Alternatively, green-and-yellow, blue, brown



# Caledonian

## FIREGUARD Flame Retardant Power & Control Cables

[www.caledonian-cables.com](http://www.caledonian-cables.com)

[marketing@caledonian-cables.com](mailto:marketing@caledonian-cables.com)

Four-core: Blue, brown, black, grey. Alternatively, green-and-yellow, brown, black, grey

Five-core: Green-and-yellow, blue, brown, black, grey

Note: Depending on their intended use, the cables might be subject to the core colour requirements specified in BS 7671 or other standards, or in statutory requirements.

Sheath Colour: Black, other colours can be offered upon request

### PHYSICAL AND THERMAL PROPERTIES

#### Physical AND THERMAL PROPERTIES

Maximum temperature range during operation: 80°C (For ST1 Sheath); 90°C (For ST2 Sheath)

Maximum short circuit temperature (5 Seconds): 250°C

Minimum bending radius: 12 x Overall Diameter


### Electrical Properties

Conductor Operating Temperature: 90°C

Ambient Temperature: 30°C

### DIMENSION AND PARAMETERS

No. of Cores × Cross-sectional Area	Conductor Class	Nominal Insulation Thickness	Nominal Sheath Thickness	Overall Diameter (max.)	Approx. Weight
No.xmm <sup>2</sup>		mm	mm	mm	kg/km
3x35/16	2	0.9	1.8	23.8	1349



Rated voltage



Flame Retardant  
IEC 60332-1



IEC60502-1